

Locality baseline

PENISTONE

Purpose

The locality profiles have been produced to –

- Support shared understanding of the health and care needs and experiences of local people
- Provide insights into how people are currently using health services and their outcomes
- Help to identify opportunities for collaborative working within and across localities

The current profiles are a first attempt to provide meaningful and useful information to inform local planning and delivery. Please tell us how they can be improved.

Limitations

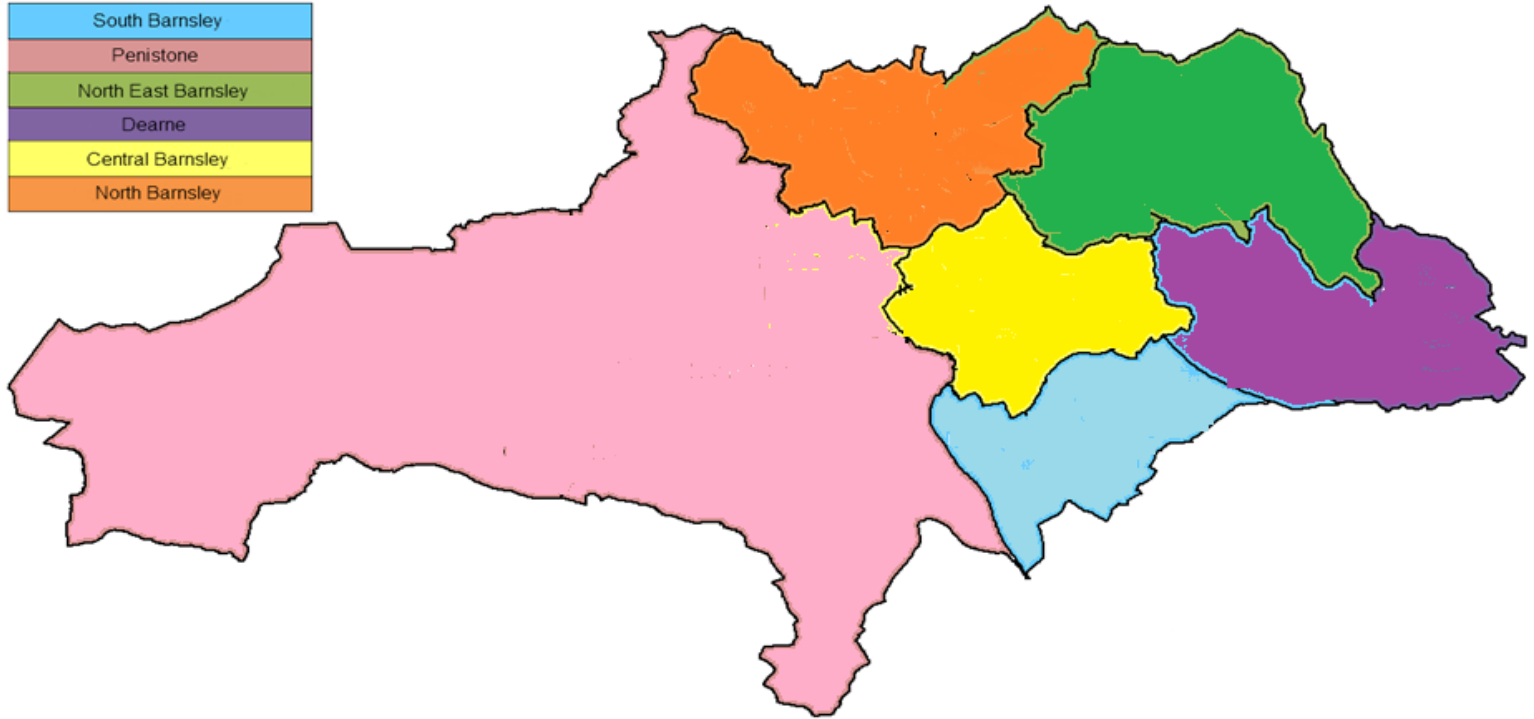
- The primary and community care localities are not fully aligned to the local authority area council geographies. For example in Dodworth and Old Town, the main GP providers are part of the Penistone locality whereas the council wards are part of the Central Barnsley area council. Public health data, for example rates of obesity and smoking, is based on council wards whereas the disease prevalence data (QOF) and hospital episode data (SUS) is based on GP registered lists.

Key for tables			
<i>Highlighted</i>	Data based on local authority population	<i>Not highlighted</i>	Data based on GP registered list

- Patient level data is not matched across different health and care providers so provides limited information around how patients use and move through the system as a whole

Barnsley localities

South Barnsley
Penistone
North East Barnsley
Dearne
Central Barnsley
North Barnsley



DEMOGRAPHICS

Data sources

NHS Digital
Number of
Patients
Registered at a GP
Practice

ONS mi-year
estimate of total
resident
population 2014

Black and minority ethnic population
and **pensioners**
living alone
Census 2011

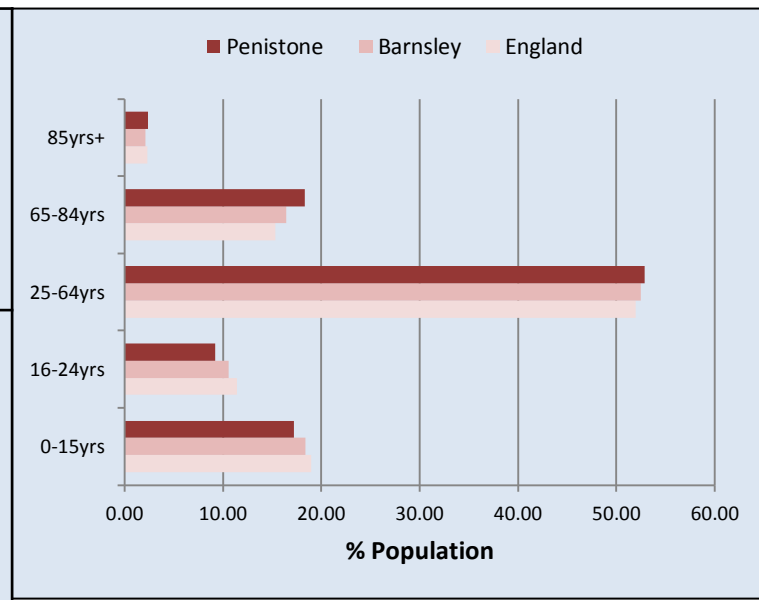
Long term unemployment,
crude rate per
1000 working age
population who
have been
claiming for more
than 12 months,
NOMIS 2015/16

GCSE Achievement,
Department for
Education 2013/14

Patients registered at a GP practice (2017)	Resident population (2016)
55,069	44,831
GP practices	Council wards
Kingswell Surgery Penistone Group Practice Apollo Court Medical Centre	Penistone West Penistone East
Woodland Drive Medical Centre Huddersfield Road Surgery Victoria Medical Centre	Dodworth Old Town

Black and minority ethnic population 2.3% Second highest in Barnsley	Number of 65yrs+ living alone 31.90% Lowest in Barnsley (with North East)
---	---

Rate of long term unemployment 3.6% Lowest in Barnsley	5 GCSEs A to C including maths and English 63% Highest in Barnsley
---	---



POPULATION HEALTH

Data sources

Life expectancy at Birth, ONS, 2009-2013

General health and limiting long term illness or disability, Census 2011

Obese children (Year 6), National Child Measurement Programme, HSCIC 2012/13-2013/14

Obese adults, % aged 16+ with a BMI of 30+ and Health eating adults, % aged 16+ that consume 5 a day, estimates 2006-2008 PHE

Smoking prevalence, Annual Population Health Survey, 2016 PHE

Prevalence of health conditions, QOF 2015-16

		Penistone	National	Barnsley		
	Life expectancy male	81	79.4	78.1	General health bad or very bad	Limiting long term illness or disability
	Life expectancy female	84.1	83.1	81.6	5.8%	19.7%
	Healthy life expectancy male		63.5	58.4	Lowest in Barnsley	Lowest in Barnsley
	Health life expectancy female		64.8	59.7		
	Obese children (year 6)	Obese adults	Health eating adults	Smoking prevalence (adults)	Diabetes (type 1)	
	13.8%	26%	25.8%	14.2%*	2,670 (5.92%)	
	Lowest in Barnsley	Lowest in Barnsley	Highest in Barnsley	Lowest in Barnsley	Lowest in Barnsley	
	Learning disabilities	Mental health	Depression	Dementia	Asthma	
	223 (0.41%)	351 (0.64%)	3,769 (6.88%)	386 (0.7%)	3,018 (5.51%)	
	Lowest in Barnsley	Lowest in Barnsley	Lowest in Barnsley		Second lowest in Barnsley	
	Hypertension	Atrial fibrillation	Heart failure	Coronary heart disease	COPD	
	8,150 (14.88%)	1,037 (1.61%)	486 (0.89%)	2,373 (4.33%)	1,211 (2.21%)	
	Lowest in Barnsley	Lowest in Barnsley		Lowest in Barnsley	Lowest in Barnsley	

*Reported by area council rather than wards aligned to CCG localities

CARE QUALITY

Data sources

Overall patient satisfaction, GP patient survey published July 2017

ED attendance, outpatients, electives and emergency admission data, hospital secondary use services (SUS) data 2016-17 calculated using the GP weighted list

Mortality, Standardised Mortality Rate+, ONS, 2010-2014

Overall patient satisfaction with their GP 85% Highest in Barnsley	Overall patient satisfaction with community services
--	--

ED attendance rate Per 100 28 Second Lowest in Barnsley	Unplanned admissions per 1,000 84.42 Lowest in Barnsley	Care home bed days per hospital admission 434.1 Lowest in Barnsley	Planned hospital admissions per 1,000 186.02 Highest in Barnsley	Emergency readmission rate 22.91% Second lowest in Barnsley
--	---	--	--	---

Unplanned admissions for CVD per 1,000 8.14 Highest in Barnsley	Unplanned hospital admissions for diabetes per 1,000 0.78	Unplanned admissions for COPD per 1,000 2.17 Second lowest in Barnsley
---	--	--

Under 75 mortality – CHD 92.7 Lowest in Barnsley	Under 75 mortality for – circulatory disease 95.5 Lowest in Barnsley	Under 75 mortality - cancer 99.1 Lowest in Barnsley	Deaths from respiratory disease 96.2 Lowest in Barnsley
--	--	---	---

FINANCE

Data sources

Secondary care spend data based on the GP weighted list calculated using, hospital secondary use services (SUS) data 2016-17

Total secondary care
spend per patient

£445.90

Outpatient spend per patient £130.10	Elective spend per patient (inpatient and day case) £151.60	Emergency department spend per patient £30.81 Lowest in Barnsley	Emergency admission spend per patient £133.37 Lowest in Barnsley
--	--	--	--

ESTATES



Property	Services	Facilities	Address
The Health Centre	Branch of Penistone Group Practice		High Street, Silkstone
The Surgery	Branch of Penistone Group Practice		Roper Lane, Thurgoland
Penistone Group Practice	Dr Ball and Partners GP practice		High Street, Penistone
Woodland Drive Medical Centre	Dr Ali GP practice and iHeart Barnsley		
The Roundhouse Medical Centre	Branch of Dr Ali GP practice		Rotherham Road
Victoria Medical Centre	Drs Smith and Wren GP practice		Victoria Crescent West
Kingswell Surgery	Dr Davies GP practice		Shrewsbury Road, Penistone
Huddersfield Road Surgery	Dr Middleton and Partners GP practice		
Huddersfield Road Surgery Barugh Green	Branch of Huddersfield Road Surgery		Cawthorne Road, Barugh Green
Apollo Court	Dr I Ali and Partners GP practice		High Street, Dodworth



Care Home Property | Type | No. of beds | Categories

Aspire Respite Support Services | Residential | 3 | 65yrs-/MH/D/PD/SI/SM
 Buckingham | Nursing and rehab(illness/injury) | 72 | 65yrs-/65yrs+/PD/SI
 Orchard views | Residential | 40 | LD
 Rosehill House | Residential | 27 | LD
 Saxondale | EMI Nursing | 36 | LD/D/SI/SM
 Springfield House | Residential | 4 | MH
 The Brambles | Nursing | 6 | 65yrs-/65yrs+/MH/SI/SM
 The Firs | Residential | 33 | LD

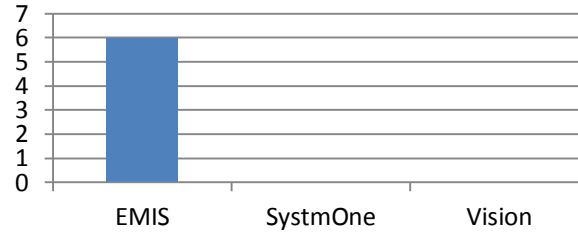
INFORMATION TECHNOLOGY

Patients accessing GP online services

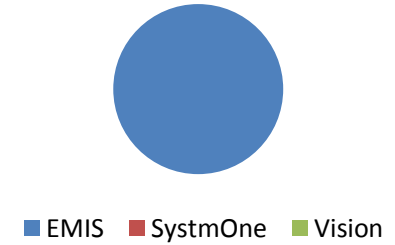
26.19%

Highest in Barnsley

Number of GP practices using different clinical systems

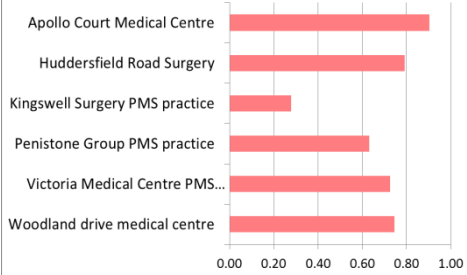


Proportion of patients on different GP systems

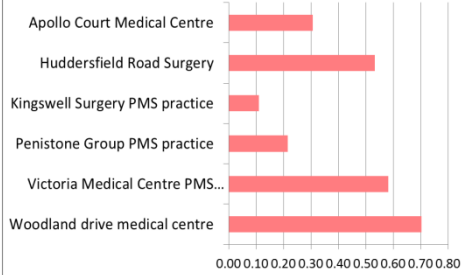


DATA BY GP PRACTICE

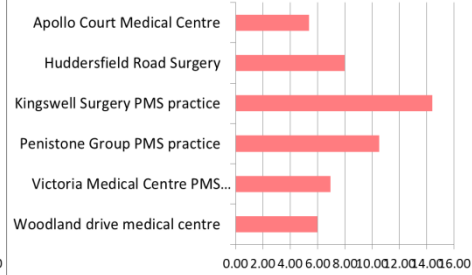
Dementia Prevalence (per cent)



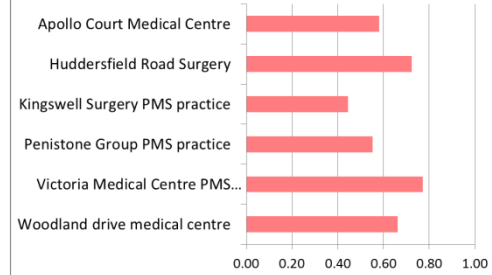
Learning disabilities Prevalence (per cent)



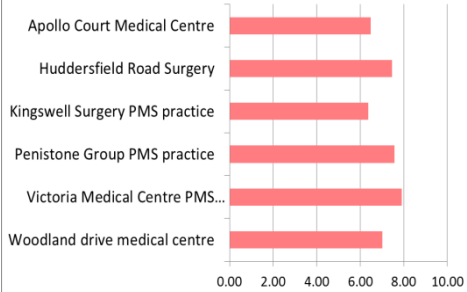
Depression Prevalence (per cent)



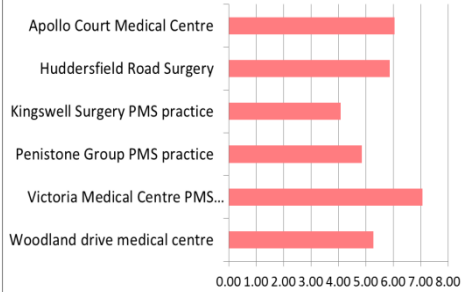
Mental health Prevalence (per cent)



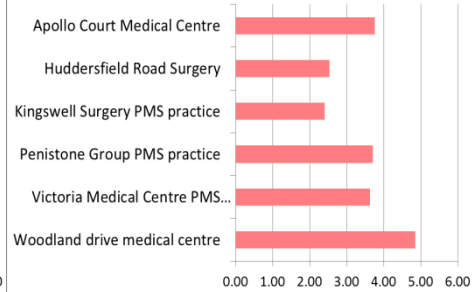
Diabetes Prevalence (per cent)



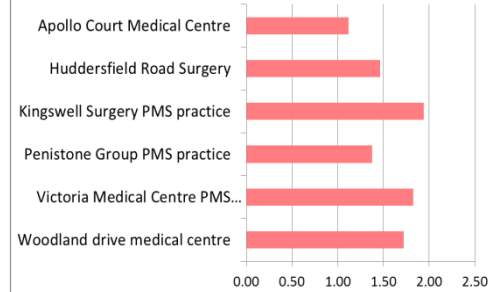
Asthma Prevalence (per cent)



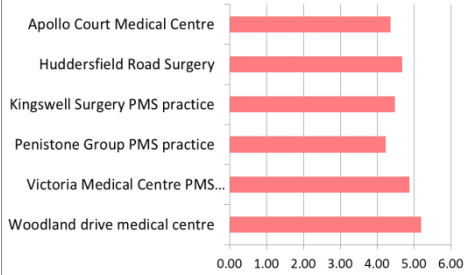
COPD Prevalence (per cent)



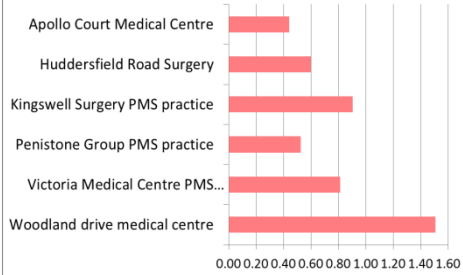
Atrial Fibrillation Prevalence (per cent)



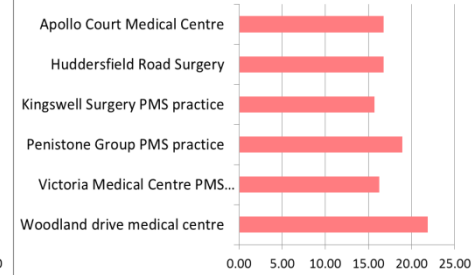
Coronary Heart Disease Prevalence (per cent)



Heart Failure Prevalence (per cent)

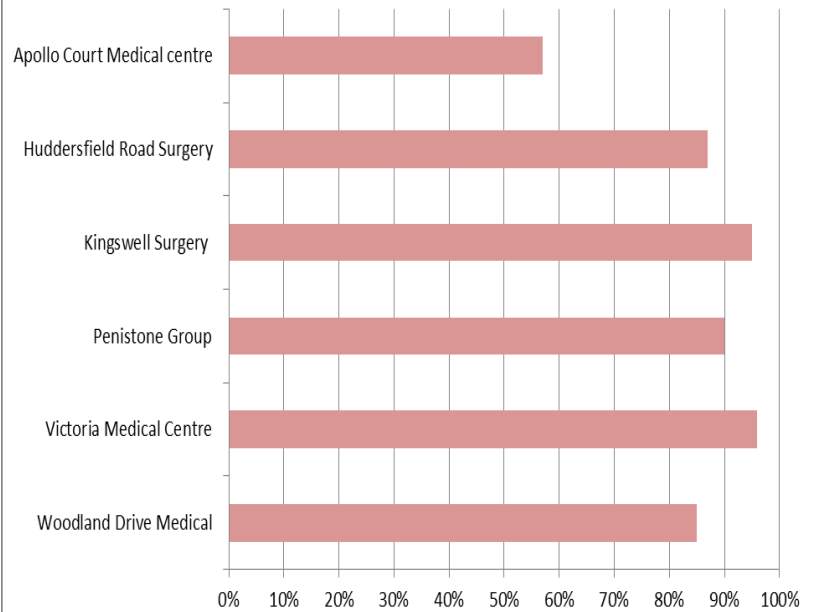


Hypertension Prevalence (per cent)

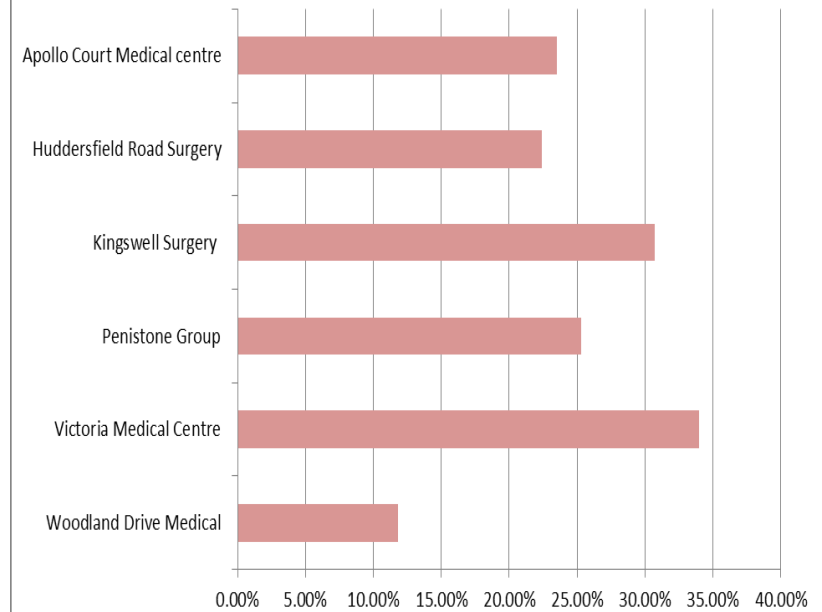


DATA BY GP PRACTICE

Overall satisfaction with GP

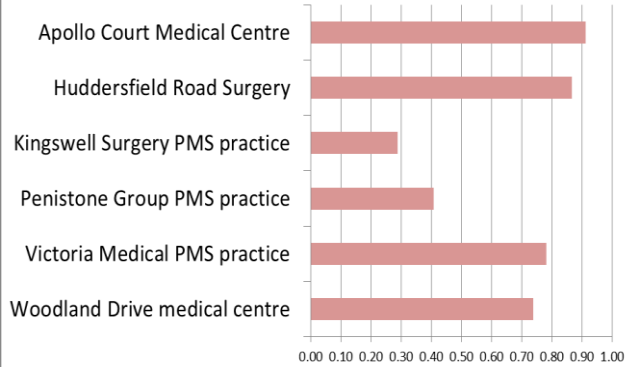


% Patients enabled for one or more GP online services



DATA BY GP PRACTICE

Emergency admissions for diabetes mellitus per 1,000 patients 2016/17



Emergency admissions for CVD per 1,000 patients 2016/17

